


Entry Level

Active Listening Activity



David Newman

Speech-Language Pathologist

A Friendly Reminder

© David Newmonic Language Games 2012 - 2015

This game and all its contents are intellectual property.


No part of this publication may be stored in a retrieval system, transmitted or reproduced in any way, including but not limited to digital copying and printing without the prior agreement and written permission of the author.

However, I do give permission for class teachers or speech-language pathologists to print and copy individual worksheets for student use.

Active Listening Activity - Entry Level

Instructions: The purpose of this activity is for students to identify and point to the correct coloured shapes after listening carefully to oral instructions. After each instruction, students should be given adequate time to correctly process the request and identify the correct answer. If students have difficulty with specific sequences, repeat instructions in a slow, clear voice and point to the correct answer if necessary.

Sequence: Print and laminate the table of coloured shapes in the appendix. Each student listens to the instructions and points to the correct sequence on the table.



Entry Level - Part One

Question 1

- a. Point to the blue circle on line 1.
- b. Point to the green triangle on line 2.

Question 2

- a. Point to all the circles.
- b. Point to all the squares.

Question 3

- a. Point to the blue circle on line 4.
- b. Point to the yellow star on line 3.

Question 4

- a. Point to the circle that is not blue.
- b. Point to the blue circle at the beginning of line 1.

Question 5

- a. Point to the circle on line 1 and then point to the square on line 4.
- b. Point to the triangle on line 2 that is not red.

Question 6

- a. Point to the yellow triangle that is next to the green star.
- b. Point to the blue circle that is between two stars.

Question 7

- a. Point to the grey square that is beside the blue circle.
- b. Point to all the green triangles.

Question 8

- a. Point to the yellow star that is above the blue circle.
- b. Point to the square that is next to the red circle.

Question 9

- a. Point to the blue circle on line one and then point to the grey box next to the blue circle.
- b. Point to the triangle that is below a star.

Question 10

- a. Point to the green triangle that is next to a yellow star.
- b. Point to the star that is next to the dark grey square.

Entry Level - Part Two

Question 1

- a. Point to the circle that is not blue.
- b. Point to the circle that is between two triangles.

Question 2

- a. Don't point to the green triangle next to the dark blue circle until I point to the red triangle. (*Point to the red triangle*)
- b. Point to the triangle that is neither green nor red.

Question 3

- a. Point to the red circle at the same time as you point to the purple star.
- b. Point to all the triangles except the yellow one.

Question 4

- a. After you point to the yellow triangle, point to the purple star.
- b. After you point to the red circle, point to the triangle that is directly above it.

Question 5

- a. Point to the yellow triangle in the top row and the green triangle in the third row.
- b. Point to the red triangle before you point to the green star.

Question 6

- a. After you point to the 2 light blue circles, point to the purple star.
- b. Point to the red circle before you point to the green triangle next to a yellow star.

Question 7

- a. Point to the star that is closest to the red circle.
- b. Before you point to the dark blue circle, point to the yellow triangle above it.

Question 8

- a. Point to the circle that is closest to the dark grey square.
- b. After you point to the dark blue circle, point to the light blue circle in the top row.

Question 9

- a. Point to all the triangles except the triangle that is next to the green star.
- b. After you point to the green triangle on row 2, point to the star that is directly below it.

Question 10

- a. Point to the red circle and then point to the triangle that is the same colour.
- b. Point to the square in the second row and then point to the star in row 4 that is not purple.

Active Listening Score Sheet

Tick ✓ for Correct and X for Incorrect

Part One

Question 1 ___ ___

Question 6 ___ ___

Question 2 ___ ___

Question 7 ___ ___

Question 3 ___ ___

Question 8 ___ ___

Question 4 ___ ___

Question 9 ___ ___

Question 5 ___ ___

Question 10 ___ ___

Part Two

Question 1 ___ ___

Question 6 ___ ___

Question 2 ___ ___

Question 7 ___ ___

Question 3 ___ ___

Question 8 ___ ___

Question 4 ___ ___













Question 9 ___ ___

Question 5 ___ ___

Question 10 ___ ___

Appendix

Coloured Shapes Table

1				
2				
3				
4	