


Advanced Level

Active Listening



David Newman

Speech-Language Pathologist



A Friendly Reminder

© David Newmonic Language Games 2016 - 2018

This game and all its contents are intellectual property.

No part of this publication may be stored in a retrieval system, transmitted or reproduced in any way, including but not limited to digital copying and printing without the prior agreement and written permission of the author.

However, I do give permission for class teachers or speech-language pathologists to print and copy individual worksheets for student use.

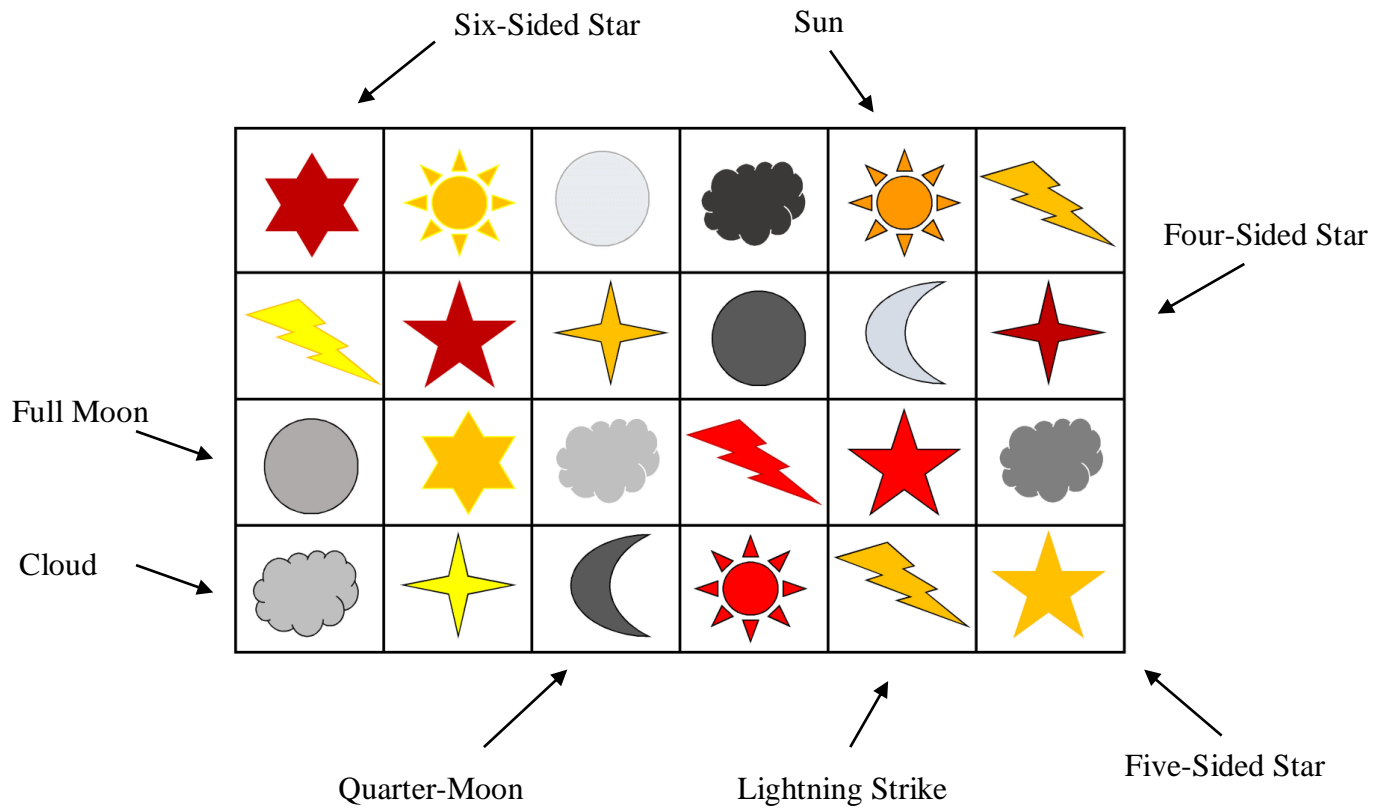
Active Listening - Advanced Level

Instructions: The purpose of this activity is for students to identify and point to the correct shapes as presented via oral instructions. After each instruction, each student should be given adequate time to correctly process the information and identify the correct answer. If the student consistently gets the wrong sequence, repeat instructions in a slow, clear voice and point to the correct answer if necessary.

The advanced section has some very tricky and complex tasks so it is ok to repeat the instructions as often as is needed and even break the question into separate parts. Provide as much scaffolding as is needed to ensure that students are able to cope with the complexity of some of the questions. The active listening programs are teaching activities, not assessments.

Sequence: Print and laminate the table of coloured shapes in the appendix. Each student listens to the instructions and points to the correct sequence. Once a student has completed a task, mark their response on the score sheet.

Active Listening - Shape Guide



Advanced Level - Part One

Question 1

- a. Point to the cloud at the beginning of line 4.
- b. Point to the yellow sun on line 1 before you point to the black cloud on line 1.

Question 2

- a. Point to all the moons that are not full moons.
- b. Point to all the lightning strikes that are not red.

Question 3

- a. Point to the six-sided star that is between a full moon and a cloud.
- b. Point to the four-sided star that is beside a cloud.

Question 4

- a. Point to the sun that is not yellow nor orange then point to the lightning strike that is next to it.
- b. Point to the cloud that is directly above a five-sided orange star.

Question 5

- a. Point to a star on line 4 that is below a six-sided star and between a cloud and a quarter-moon.
- b. Point to the red four-sided star on line 2 at the same that you point to the red five-sided star on line 3.

Question 6

- a. Point to the orange star that is next to the five-sided red star.
- b. Point to all the pictures in line 3 that are not clouds.

Question 7

- a. Point to all the pictures on line 1 that are neither suns nor clouds.
- b. Point to all the stars that are not five-sided.

Question 8

- a. Point to the orange sun on line 1 and then point to the darkest cloud on line 3.
- b. Point to the five-sided star that is beneath a yellow sun then point to the quarter-moon that is beside a red sun.

Question 9

- a. Point to the lightning strike on line 2 while pointing to the lightning strike that is beneath a five-sided star.
- b. Point to all the clouds except the cloud on line 4.

Question 10

- a. Point to the six-sided star on line 1, the four-sided star on line 2 that is not red, and the five-sided star on line 3.
- b. Point to the picture on line 2 that is neither a moon nor a star.

Advanced Level - Part Two

Question 1

- a. Point to the four-sided star on line 2 that is not red then point to the yellow four-sided star that is next to a quarter-moon.
- b. Point to the four-sided red star, the five-sided red star on line 3 and the six-sided star that is not yellow.

Question 2

- a. Don't point to the red four-sided star unless I point to the red lightning strike.
- b. Point to the last star on line 2, then point to the four-sided star on line 4.

Question 3

- a. Point to the orange lightning strike on line 1 then point to the full moon on line 2.
- b. Point to the cloud on line 4, then point to the lightning strike that is next to the orange sun.

Question 4

- a. After you point to the red sun, point to the red star that is neither five-sided nor four-sided.
- b. After you point to the quarter-moon that is next to the red sun, point to the full moon that is above the red lightning strike.

Question 5

- a. Point to the star that is to the left of the yellow sun then point to the lightning strike that is to the right of the red sun.
- b. Point to the star that is below a full moon then point to the star that is below a quarter-moon.

Question 6

- a. After you point to all the four-sided stars, point to the five-sided star that is not red.
- b. Point to the red lightning strike, the cloud on line 3 that is below the four-sided orange star, and the six-sided red star.

Question 7

- a. Point to the sun on line 1 that is not orange then point to the moon on line 2 that is not a full moon.

- b. Before you point to the cloud on line 3 that is below the red star, point to the yellow sun.

Question 8

- a. Point to the lightning strike that is below a full moon before you point to a cloud that is above an orange star.
- b. After you point to the star on line 3 that is six-sided, point to the red star on line 2 that is five-sided.

Question 9

- a. Point to all the suns before you point to all the stars that are not four-sided.
- b. Point to the red star that is next to an orange star, then point to a lightning strike that is below a full moon.

Question 10

- a. Point to the five-sided red star on line 3 and the four-sided red star, before you point to the lightning strike on line 4.
- b. Before you point to the star on line 3 that is not red, point to the sun on line 1 that is not orange.

Active Listening Score Sheet

Tick ✓ for Correct and X for Incorrect

Part One

Question 1 ___ ___

Question 6 ___ ___

Question 2 ___ ___

Question 7 ___ ___

Question 3 ___ ___

Question 8 ___ ___

Question 4 ___ ___

Question 9 ___ ___

Question 5 ___ ___

Question 10 ___ ___

Part Two

Question 1 ___ ___

Question 6 ___ ___

Question 2 ___ ___

Question 7 ___ ___

Question 3 ___ ___

Question 8 ___ ___

Question 4 ___ ___



















Question 9 ___ ___

Question 5 ___ ___

Question 10 ___ ___

Appendix

Coloured Shapes Table

1						
2						
3						
4	